

# New Parents and Children

Welcome to OLSPN Reception Class

Video Link with narration:



<https://www.loom.com/share/eb4a5d592a1a402f8c1fa76ffb96f3c5>




# Our Staff

- Mrs. Barlow and Mrs. Henderson are the class teachers
- Mrs Flynnne does our Cover teaching
- Mr Ringham is our Head Teacher
- Mrs Ronan is our Deputy Head Teacher
- Lots of other adults work in reception Class including Teaching Assistants and one to one staff.

We look forward to meeting you!



# Daily Organisation



- Children can come into class from 8.50am onwards. They have their own entrance.
- Children put coats and PE kit bags on labelled pegs. Book bags go in boxes.
- They then wash hands
- Please ensure your child arrives in good time and is collected punctually at 3.15pm.

EYFS Healthy Schools:


<http://www.olspn.lewisham.sch.uk/about-us/eyfs-healthy-school/>

Starting Reception Video:

<https://www.loom.com/share/cb47614ad9e94962be97e3f29e15901a>



# Reading



- Learning to read has a strong emphasis on phonics.
- Enjoying and sharing books leads to children seeing them as a source of pleasure and interest.
- Read every day together for 10 mins


Phonics sounds and actions:

<https://www.loom.com/share/631fef0de3da4a0d9f5446b8561d47aa>




# Phonics

- Letters and Sounds is a programme of Systematic Synthetic Phonics.
- We use sounds rather than letter names.
- Phonics is taught daily using whole class and small group sessions.
- Decodable books will be sent home and online books will be allocated onto your child's own web page.

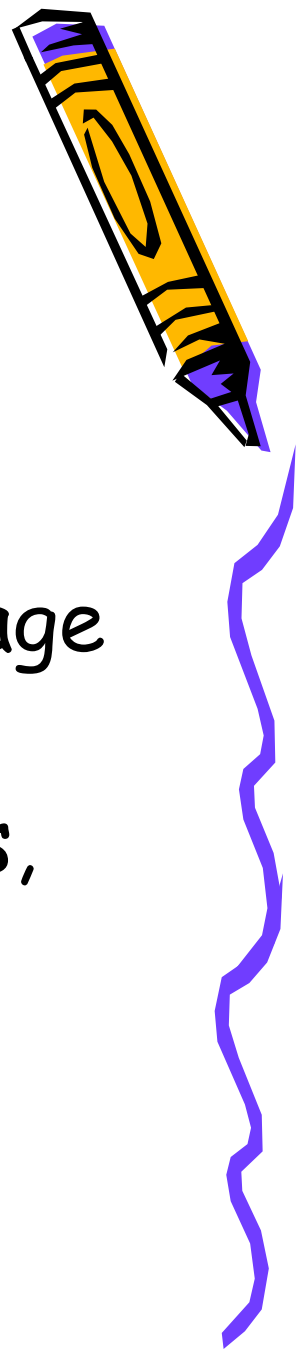


# Writing

- Children need to be able to write their names correctly
- Use phonic knowledge and letter formation in their writing
- Write simple words and sentences as knowledge increases
- We use Letter-join to teach handwriting at OLSPN




# What you can do to help!



- Encourage children to write their name correctly using the correct tripod pencil grip.
- Model writing at home and encourage 'have a go' writing.
- Make scrap books, write postcards, party invitations, draw and paint.
- Use different tools to mark make.



# Mathematical Development




- Covers counting, sorting, patterns and identifying or ordering numbers
- Children learn to do simple calculations
- Children work on shape, space and measure
- We learn to subitise to five then ten





# What you can do to help!

- Spot numbers around you
- Subitise using dice or fingers
- Say number names in order as you climb the stairs, count teddies, pebbles or plates on the table.
- Compare quantities
- Help children to write numbers.




# In Class

- Children work in groups and take part in whole class taught sessions
- Will have one adult led group session daily to start with
- Children have planned indoor and outdoor activities to choose from
- We encourage children to take responsibility for their environment
- by being tidy and considerate and saying please and thank you.




# Topic work



- These are both adult and child led
- Enable children to make sense of world around them.
- Develop skills in exploration, investigation, problem solving, prediction, discussion and decision making.
- Include the creative arts and design



# R.E.



- R.E. is very important at our school and the children will take part in prayers, assemblies and R.E. Lessons.
- Please help your child to learn prayers and bless themselves with their right hand
- We learn to be kind and helpful towards others
- We learn all about God's world and how to look after it.




# Our First Topic



- Autumn Term
  - All about Me
    - Our Families, family trees, growing up, milestones in our lives,
    - Our bodies, parts of the body what are they, what do they do, growing and changing, exercise to keep healthy, medicines and drugs,
    - Our senses, sounds, taste, touch, sight.
    - Food, food and drink as a necessity, what do we need to stay healthy, what we like and dislike .
    - The children will begin to do 'Daily Mile' after half term in October if guidance allows



# EYFS



- Foundation Stage is organised into 3 Prime Areas 4 Specific areas of learning

- Personal, social and emotional development
- Communication and language development
- Physical development

- Literacy
- Mathematics
- Understanding of the World
- Expressive arts and design



# EYFS

Children work towards 17 Early Learning Goals.


By the end of Reception, some children will have achieved or exceeded goals, some may still be working towards them

Parent Evenings are usually termly.

- Parents will receive information on their child's progress towards goals.



# Practical Details




- Please ensure all uniform is labelled with your child's name, including PE clothing
- Formal PE is once a week (start date TBC)
- Children need to have a coat in school
- Packed lunches in named lunch box but school dinners are free so why not give them a try!
- We provide fruit and milk for break time
- Make sure you fill in all official contact forms with up to date phone numbers and e mails or our admin





# Practical Details




- We finish at 3.15pm
- Children will be brought for you to collect.
- If for any reason someone different is picking your child up, please let us know.
- Children will be very tired initially, school is hard work when you are 4 years old so make sure they get a good night's sleep
- Try to encourage them to dress and undress by themselves. This helps a lot with independence for PE




# Medical Matters

- Any fever, sickness or diarrhoea must be reported to the office.
- Head lice are common! Please check regularly and treat as recommended.
- Any absence requires a note or telephone call explaining why.
- Medicines can only be administered by prior arrangement.



# In General



- We operate an open door policy and are always pleased to see any parent requiring information or advice but it is best to make an appointment.
- Any Questions? Please e mail or phone the school if you have any questions not dealt with here.

• Thank you and look forward to meeting you all!

